

Bright Ideas

from



The Largest Indoor Sports Complex in North America

*Best Lights 1000 watt Pulse Start Metal Halide Indirect Fixture **Delivers** 40 Foot Candles with 1 watt per square foot.*



The Advantages of Best's HID Indirect sport lighting!

- ◆ You can look at it without having a glow bomb experience and without losing light performance.
- ◆ No Shadows / No Glare. Indirect light is perfectly even over the playing surface.
- ◆ Never worry about breaking lamps and glass on the playing surface.
- ◆ Best Lights can take the hit of balls without damage, **Guaranteed**.
- ◆ Pulse Start Technology takes lamp to full bright in 2 minutes.
- ◆ Potted remote ballast for quiet operation!
- ◆ Fixture colors available upon request.
- ◆ Perfect for all types of buildings!





Call for a Rep in your area.

100 PARK STREET TROY, MI 48083
 (800) 545-2928 (248) 588-4980

Patented Light Fixture Indirect Sport Pendent (ISP) with HID Remote Ballast

The ISP lights the facility evenly from ceiling to floor, eliminates annoying glares, shadows, and creates a spectacular playing environment. This durable fixture and unique patented design reflects light at specific angles increasing illumination on the playing surface. Ideal for lighting basketball, tennis, volleyball, soccer, and hockey facilities with white ceiling heights from 15-50 feet.

Description: Metal Halide indirect base down bulb fixture pre-wired and assembled. Aluminum 24" outer housing with suspended impact resistant inner aluminum reflector. Internal metal tubing wire raceways. Fixture painted: high temperature polyester powder coating; gloss white. Wire guard, pendent, 4" swivel ball box cover included.



Ordering Information

example: MH-ISP PM8 1000 MT P 277 LI



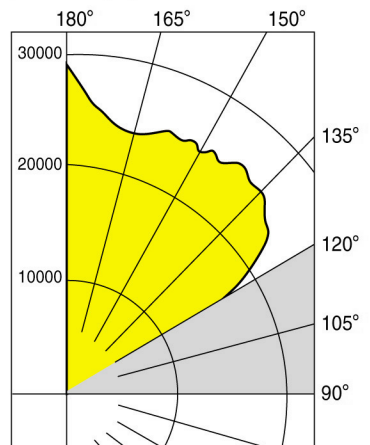
MH-ISP

Fixture Type	Length	Pendent Length	Wattage	Item Number	Remote Ballast Options	Voltage	Other Options:
	4'	PM4	250	250	Multi-tap	120	QR
	6'	PM6	400	400	480 Volt	208	Lamp Included
	8'	PM8	750	750	Indoor enclosed ballast — Potted	240	PS
			1000	1000	Indoor enclosed ballast — Non-Potted	277	
			XXX	XXX Other (specify)		347	
						480	

Test Facility: Independent Testing Laboratories, Inc.
Test Number: ITL42258
Lamp: 1000-watt metal halide, base down, 115,000 lumens

Photometrics Test (1,000 Watt)

Light between 90° and 120° is proven non-reflective and does not produce any light at floor levels.



IES Files upon request

Fixture Warranty
 Best Lights, Inc. warranty fixtures to be free from defects in material and workmanship under normal use and service for a period of five (5) years from date of shipment. If found to be defective by us, we will replace the non-performing parts. Light bulbs and ballast on separate warranty.



Brilliant Energy Saving Technology

100 Park, Troy, MI 48083
 Fax (248) 589-0134

PHONE (248) 588-4980

TOLL FREE (800) 545-2928

