

Best Lights™ Increase Light Levels and Eliminate Glare in Metal Framed Fabric Structures

MH-ISP
Metal Fabric
Structures



Indoor Soccer, Field Hockey & Lacrosse: 120' x 350' x 50'



Indoor Basketball, Volleyball Facility: 80' x 150' x 35'



Indoor tennis 75' x 120' x 35'



Manufacturing and warehouse facility: 100' x 250' x 35'

The patented design of Best Lights Metal Halide indirect light fixtures combined with the 80% reflective ceiling fabric provides brighter, more uniform lighting throughout each facility. Annoying shadows and glare are eliminated for perfectly illuminated playing surfaces or work environments.

Best Lights fixtures are so energy efficient that fewer fixtures are needed. Installation costs are lowered and energy consumption is reduced.

Best Lights MH-ISP fixtures provide:

- ➔ Brighter, more uniform lighting.
- ➔ No annoying glare or shadows.
- ➔ Lower installation costs.
- ➔ Reduced energy costs.



100 PARK STREET TROY, MI 48083
(800) 545-2928 (248) 588-4980

www.bestlights.com



Patented Light Fixture

Indirect Sport Pendant (ISP)

with HID remote ballast

The ISP lights the facility evenly from ceiling to floor, eliminates annoying glares, shadows, and creates a spectacular playing environment. This durable fixture and unique patented design reflects light at specific angles increasing illumination on the playing surface. Ideal for lighting basketball, tennis, volleyball, soccer, and hockey facilities with white ceiling heights from 15-50 feet.

Description: Metal Halide indirect base down bulb fixture pre-wired and assembled. Aluminum 24" outer housing with suspended impact resistant inner aluminum reflector. Internal metal tubing wire raceways. Fixture painted: high temperature polyester powder coating; gloss white. Wire guard, pendant, 4" swivel ball box cover included.



Ordering Information

example: MH-ISP PM8 1000 MT P 277 LI

 Underwriters Laboratories, Inc. 
Listed
Approved for damp locations.

MH-ISP

Fixture Type	Length	Pendant Length	Wattage	Item Number
	4'	PM4	250	250
	6'	PM6	400	400
	8'	PM8	750	750
			1000	1000
			XXX	XXX Other (specify)

Remote Ballast Options	Voltage	Other Options:
Multi-tap	120	QR
	208	Lamp Included
480 Volt	240	PS
Indoor enclosed ballast — Potted	277	
Indoor enclosed ballast — Non-Potted	347	
	480	

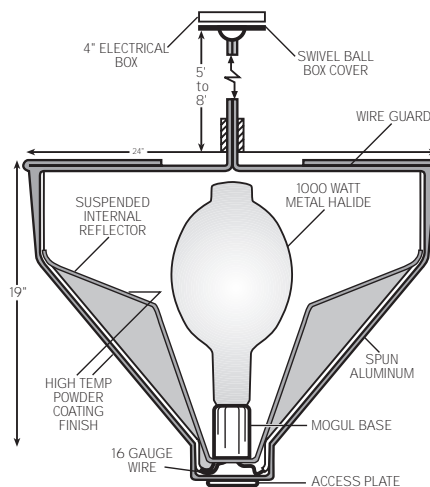
Fixture Warranty
Best Lights, Inc. warranty fixtures to be free from defects in material and workmanship under normal use and service for a period of five (5) years from date of shipment. If found to be defective by us, we will replace the non-performing parts. Light bulbs and ballast on separate warranty.



Brilliant Energy Saving Technology

100 Park, Troy, MI 48083
Fax (248) 589-0134

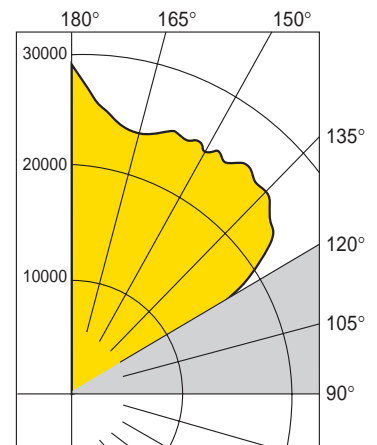
PHONE (248) 588-4980
TOLL FREE (800) 545-2928



Test Facility: Independent Testing Laboratories, Inc.
Test Number: ITL42258
Lamp: 1000-watt metal halide, base down, 115,000 lumens

Photometrics Test (1,000 Watt)

Light between 90° and 120° is proven non-reflective and does not produce any light at floor levels.



IES Files upon request