

# Bright Ideas

from



**Shop retrofit's lights! 48% reduction in energy cost!**



## **The Advantages of BEST Lights Fluorescent lighting!**

- ▶ 458 watt HID replaced with BEST Lights 236 watt T5-Fluorescent, a 48% energy savings!
- ▶ Durable Aluminum or Steel is Tog-Locked for maximum strength. (No assembly required)
- ▶ Fixture is well vented for maximum heat dissipation and longer electrical component life.
- ▶ 95.5% efficiency Miro-4 Super reflector made for 100,000 hour 4,6 or 8 Lamp T5s.
- ▶ Knockouts for end wiring and occupancy sensors. Optional Gripper hanging system.
- ▶ Instant on! New 100,000 hour lamp! Life time warranty on fixture housing.
- ▶ Installation available.

Call: Nate Willing at 248-588-4980  
[www.bestlights.com](http://www.bestlights.com)



100 PARK STREET TROY, MI 48083  
(800) 545-2928 (248) 588-4980

# The Toughest Fluorescent Fixture on the Market

# BEST Lights Fluorescent Lighting

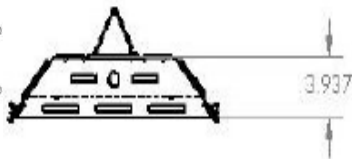
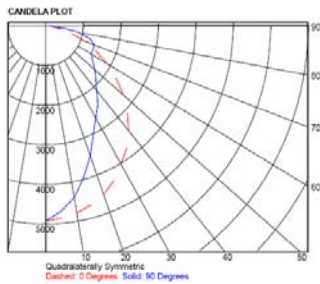
- ▶ Durable .063 Aluminum is Tog-Locked for maximum strength. (No assembly required)
- ▶ Fixture is well vented for maximum heat dissipation and longer electrical component life.
- ▶ 95.5% efficiency Miro-4 Super reflector for 4-6 or 8 Lamp T5 or T8s.
- ▶ Knockouts for end wiring and occupancy sensors. Optional Gripper hanging system.
- ▶ Wire guard or Acrylic lens will take the hit from balls and hockey pucks.
- ▶ Life time warranty on fixture housing. Patent Pending.



## Ordering Information

example: BL-T5-4L-277-A-W6-L7-15P-ACL-LI-GHK6

BL-T5	Lamp	Voltage	Fixture Body	Whip & Plug	Options
	4 4L	120	Steel	S 6'	Lamp Included LI
	6 6L	277	Aluminum	A 9'	Wire Guard WG
		347		12 W12	Acrylic Lens ACL
	8 8L	480		20 W20	
				15 Amp 125V L5-15P	
				15 Amp 277V L7-15P	Gripper Hanging Kit GHK
				20 Amp 347V L3723	6'
				20 Amp 480V L8-20P	8'
					10'
					12'



**SUMMARY DATA**

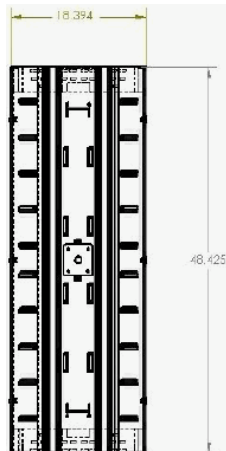
EFFICIENCY (Total):	93.8 %
EFFICIENCY (Downlight):	93.8 %
EFFICIENCY (Uplight):	0.0 %
CIE CLASSIFICATION:	DIRECT
SPACING CRITERION (0-Deg):	1.22
SPACING CRITERION (90-Deg):	0.86
LUMENS/LAMP:	2900
NO. OF LAMPS:	4
LUMINOUS OPENING: RECTANGULAR	
Width:	1.85 (Feet)
Length:	4.05
Height:	0.00
INPUT WATTS:	156
RP-1-93 VDT CONFORMANCE:	NON-CONFORMING

**ZONAL LUMEN SUMMARY**

Zone	Lumens	% Lamp	% Luminaire
0 - 30	3275.2	28.2	30.1
0 - 40	5063.7	43.7	46.5
0 - 50	8282.8	71.4	76.1
60 - 90	2599.8	22.4	23.9
0 - 90	10882.3	93.8	100.0
90 - 180	0.0	0.0	0.0
0 - 180	10882.3	93.8	100.0

**AVERAGE LUMINANCE**  
(Candelas / Square Meter)

Angle	0	22.5	45	67.5	90
0	5256	8256	8256	8256	8256
45	7501	5955	4949	4576	4619
55	6877	5181	4484	4576	4611
65	5991	4352	4452	5245	5664
75	4848	4112	6300	7758	8107
85	3829	6057	8044	8630	8788



**BEST LIGHTS, INC.**  
100 PARK STREET TROY, MI 48083  
(800) 545-2928 (248) 588-4980