


# Best Lights™ Increase Light Levels and Eliminate Glare in Air Supported Sport Structures

MH-ISC  
Air Structures



Volleyball and bike track: 200' x 300' x 50'



Indoor tennis: 120' x 256' x 40'



Indoor gym and fitness center: 120' x 250' x 40'

What users of Best Lights MH-ISC (Indirect Sport Chain) fixtures say:

- ➔ *"My air structure is evenly lit with no dark corners. The lights are easy to install and maintain. There are no more dangerous poles."*—Don Pierce, Troy Tennis, Troy, Michigan
- ➔ *"The hanging Best Lights allowed us to utilize the floor space and install a running track inside our footprint."*

The patented design of Best Lights Metal Halide indirect light fixtures provides brighter, more uniform lighting. Annoying shadows and glare are eliminated for perfectly illuminated playing surfaces.

Best Lights fixtures are so energy efficient that fewer fixtures are needed. Installation costs are lowered and energy consumption is reduced.



100 PARK STREET TROY, MI 48083  
(800) 545-2928 (248) 588-4980  
[www.bestlights.com](http://www.bestlights.com)

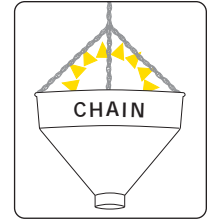


# Indirect Sport Chain (ISC)

with HID remote ballast

The ISC lights the facility evenly from ceiling to floor, eliminates annoying glares, shadows, and creates a spectacular playing environment. This durable fixture and unique design reflects light at specific angles increasing illumination on the playing surface. Ideal for lighting air structures, basketball, tennis, volleyball, soccer, and pool facilities with white ceiling heights from 15-50 feet.

**Description:** Metal Halide indirect base down bulb fixture pre-wired and assembled. Aluminum 24" outer housing with suspended impact resistant inner aluminum reflector. Internal metal tubing wire raceways. Fixture painted: high temperature polyester powder coating; gloss white. Wire guard, male and female auto-lock plugs for quick disconnect at fixture, pre-measured chain for balanced hanging of fixture from 5-12 feet.



## Ordering Information

example: MH-ISC 1000 MT P 277 LI

Underwriters Laboratories, Inc.   
 Approved for damp locations.

### MH-ISC

Fixture Type	Wattage	Item Number	Remote Ballast Options	Voltage	Lamp Included	Other Options:
	250	250		120		LI
	400	400	Multi-tap	208		
	750	750	480 Volt	240		
	1000	1000	Indoor enclosed ballast – Potted	277		
XXX	XXX	XXX	Indoor enclosed ballast – Non-Potted	347		
			Other (specify)	480		
			Outdoor Waterproof ballast			

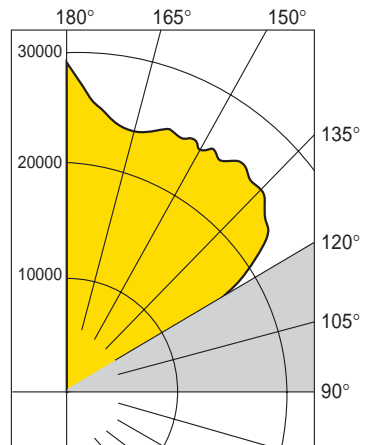
Test Facility: Independent Testing Laboratories, Inc.

Test Number: ITL42258

Lamp: 1000-watt metal halide, base down, 115,000 lumens

### Photometrics Test (1,000 Watt)

Light between 90° and 120° is proven non-reflective and does not produce any light at floor levels.



IES Files upon request

**Fixture Warranty**  
 Best Lights, Inc. warranty fixtures to be free from defects in material and workmanship under normal use and service for a period of five (5) years from date of shipment. If found to be defective by us, we will replace the non-performing parts. Light bulbs and ballast on separate warranty.



Brilliant Energy Saving Technology

100 Park, Troy, MI 48083

Fax (248) 589-0134

PHONE (248) 588-4980

TOLL FREE (800) 545-2928

