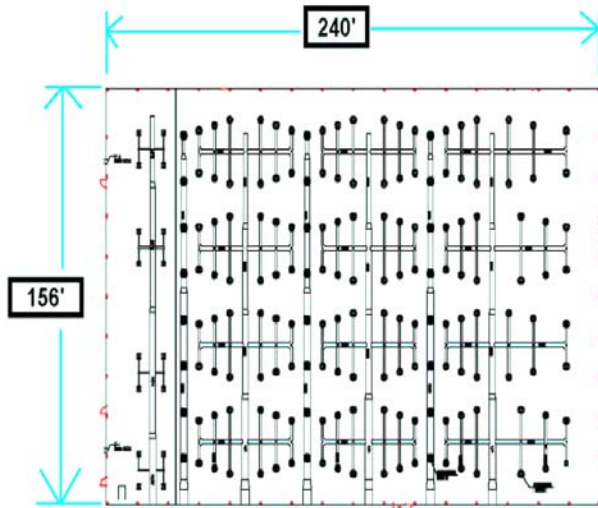


Best Lights, Inc. Wins at Casino With Indirect 1000 Watt MH-IBU

MH-IBU
1000 Watt
Remote Ballast



HVAC duct work plan.

Best Lights was asked to light this 40' high white ceiling facility without any shadows or glare. We recommended the 1000 Watt MH-IBU indirect fixture. Indirect lighting has a positive effect on people because it reduces eye strain and improves comfort level. Also, the ballasts were remotely mounted and have easy access for future maintenance. Just what the Casino wanted.

After the HVAC contractor surprised us with the duct work layout, Best Lights experienced team members went to work. We looked at the job and said absolutely this could be done using the MH-IBU. We also know that when you are lighting a facility with so many obstacles the placement of the fixture is critical. We plotted out all the duct work in the Micro Lumen Program and the calculations proved we could do this. The end result was a perfectly lit facility with 82 foot candles everywhere. No shadows or glare.



100 PARK STREET TROY, MI 48083
(800) 545-2928 (248) 588-4980

www.bestlights.com

The customer is delighted with the atmosphere and performance created by Best Lights 1000 Watt MH-IBU indirect fixture. Their next casino, a building larger than this one, is being lit the same way.


Copyright © 2006

Indirect Base Up (IBU) Lighting

with HID remote ballast

The IBU lights a facility evenly from ceiling to floor, this unique one-piece base up fixture eliminates annoying glare and shadows. Its dynamic shape reflects light at specific angles producing more light at floor levels. Ideal for lighting sports, retail, manufacturing, commercial, and industrial facilities with white ceiling heights from 12-50 feet.

Description: Indirect aluminum fixture pre-wired and assembled for Metal Halide Base up lamps. Indirect opening 25" diameter with a 30 degree smooth reflecting inner surface and a 5" deep by 9" diameter bottom neck for precise bulb placement. Fixture Painted: high temperature polyester powder coating; gloss white. Includes pendent and 4" ball box cover.



Ordering Information

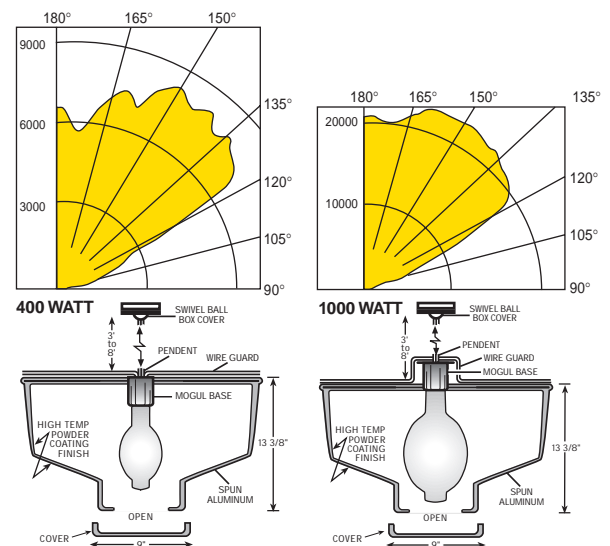
example: MH-IBU PM8 1000 MT 277 LI



MH-IBU									
Fixture Type	Length	Pendent Length	Wattage	Item Number	Remote Ballast Options	Voltage	Other Options:		
	4'	PM4	250	250		120	QR		
	6'	PM6	400	400	Multi-tap	208	LI		
	8'	PM8	750	750	480 Volt	240	PS		
			1000	1000	Indoor enclosed ballast - Potted	277	WG		
			XXX	XXX	Indoor enclosed ballast - Non-Potted	347			
				Other (specify)		480			

Fixture Warranty
 Best Lights, Inc. warranty fixtures to be free from defects in material and workmanship under normal use and service for a period of five (5) years from date of shipment. If found to be defective by us, we will replace the non-performing parts. Light bulbs and ballast on separate warranty.

Photometrics Test (1,000 Watt)
 Light between 90° and 120° is proven non-reflective and does not produce any light at floor levels.



IES Files upon request



Brilliant Energy Saving Technology

100 Park, Troy, MI 48083
 Fax (248) 589-0134

PHONE (248) 588-4980
 TOLL FREE (800) 545-2928

Test Facility: Independent Testing Laboratories, Inc.
Test Numbers: ITL46917
Lamp: 400-watt metal halide, base up, 40,000 lumens

Test Facility: Independent Testing Laboratories, Inc.
Test Numbers: ITL46918
Lamp: 1000-watt metal halide, base up, 115,000 lumens