

Bright Ideas *from*



MH-ISP
Indirect Sport
Pendent

**Michigan State University retrofits with MH-ISP
12 - 1000 Watt BEST Lights Fixtures Replaced 16 - 1000 Watt
LAM Fixtures. 25% Energy Savings with MORE LIGHT**



Results:

- 25% reduction in electricity consumption.
- 128 -1000 watt LAM fixtures versus 96 - 1000 watt MH-ISP BEST Lights.
- Increase in light levels from 85 to 100 foot-candles
- 32 - Fewer lamps and ballasts to maintain.

“ By using BEST Lights fixtures we eliminated 32 -1000 watt light fixtures and ballasts, increased our light levels 15% and saved 25% on our electric bill. It was a simple & easy installation”

Heather MacTaggart Head Tennis Coach
Michigan State University Tennis



100 PARK STREET TROY, MI 48083
(800) 545-2928 (248) 588-4980

www.bestlights.com

Call us for a Rep in your area.
© 2008



Patented Light Fixture

Indirect Sport Pendant (ISP)

with HID remote ballast

The ISP lights the facility evenly from ceiling to floor, eliminates annoying glares, shadows, and creates a spectacular playing environment. This durable fixture and unique patented design reflects light at specific angles increasing illumination on the playing surface. Ideal for lighting basketball, tennis, volleyball, soccer, and hockey facilities with white ceiling heights from 15-50 feet.

Description: Metal Halide indirect base down bulb fixture pre-wired and assembled. Aluminum 24" outer housing with suspended impact resistant inner aluminum reflector. Internal metal tubing wire raceways. Fixture painted: high temperature polyester powder coating; gloss white. Wire guard, pendant, 4" swivel ball box cover included.



Ordering Information

example: MH-ISP PM8 1000 MT P 277 LI



MH-ISP

Fixture Type	Length	Pendant Length	Wattage	Item Number
	4'	PM4	250	250
	6'	PM6	400	400
	8'	PM8	750	750
			1000	1000
			XXX	XXX
				Other (specify)

Remote Ballast Options	Multi-tap	480 Volt	Indoor enclosed ballast — Potted	Indoor enclosed ballast — Non-Potted
MT				
480				
P				
NP				

Voltage	250 Watt Quartz Restrike	Lamp Included	Pulse Start
120			
208			
240			
277			
347			
480			

Other Options:
QR
LI
PS

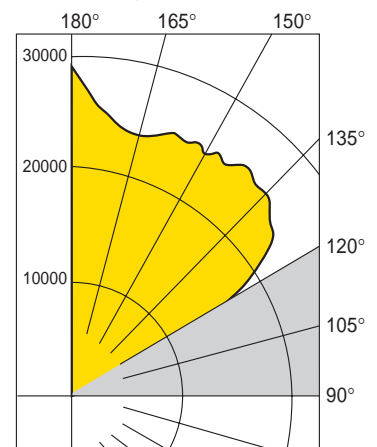
Test Facility: Independent Testing Laboratories, Inc.

Test Number: ITL42258

Lamp: 1000-watt metal halide, base down, 115,000 lumens

Photometrics Test (1,000 Watt)

Light between 90° and 120° is proven non-reflective and does not produce any light at floor levels.



IES Files upon request

Fixture Warranty

Best Lights, Inc. warranty fixtures to be free from defects in material and workmanship under normal use and service for a period of five (5) years from date of shipment. If found to be defective by us, we will replace the non-performing parts. Light bulbs and ballast on separate warranty.



Brilliant Energy Saving Technology

100 Park, Troy, MI 48083
Fax (248) 589-0134

PHONE (248) 588-4980

TOLL FREE (800) 545-2928

