

Bright Ideas

For Gymnastics & Tennis



MH-ISP
1000 Watt
Remote Ballast




*Existing 146 - 1000 watt Metal Halide fixtures.
Replaced with 76 - 1000 watt BEST Lights MH-ISP
Twice the light levels with 1/2 the fixtures.*

BEST Lights was invited by the City of Oak Lawn Parks District and DP&P Architects to come and see if the light levels could be increased and energy consumption reduced in their tennis and gymnastics center. Their two buildings 120' x 200' x 40' high had (146) existing 1000 watt Indirect fixtures. The light levels were only 30-35 foot candles.

The team of experts at BEST Lights, after completing their point by point calculations, recommended (76) 1000 Watt MH-ISP Fixtures. The city asked "How can this be done?" BEST Lights explained, that we manufacture the most energy efficient HID light fixtures in the world and have the experience of strategically placing the fixtures in the building to achieve maximum lighting performance.

The results were:

- ***50% reduction in energy costs !***
- ***Doubled lighting levels from 35 to 75 foot candles!***
- ***Maintenance costs cut in half!***



MH-ISP Indirect



100 PARK STREET TROY, MI 48083
(800) 545-2928 (248) 588-4980

www.bestlights.com

The City of Oak Lawn Parks District cut it's electric bill in 1/2 and has less than a two year payback. Now they have brighter buildings and funds to support other projects instead of paying the utilities.



Patented Light Fixture

Indirect Sport Pendant (ISP)

with HID remote ballast

The ISP lights the facility evenly from ceiling to floor, eliminates annoying glares, shadows, and creates a spectacular playing environment. This durable fixture and unique patented design reflects light at specific angles increasing illumination on the playing surface. Ideal for lighting basketball, tennis, volleyball, soccer, and hockey facilities with white ceiling heights from 15-50 feet.

Description: Metal Halide indirect base down bulb fixture pre-wired and assembled. Aluminum 24" outer housing with suspended impact resistant inner aluminum reflector. Internal metal tubing wire raceways. Fixture painted: high temperature polyester powder coating; gloss white. Wire guard, pendant, 4" swivel ball box cover included.



Ordering Information

example: MH-ISP PM8 1000 MT P 277 LI



MH-ISP

Fixture Type	Length	Pendant Length	Wattage	Item Number
	4'	PM4	250	250
	6'	PM6	400	400
	8'	PM8	750	750
			1000	1000
			XXX	XXX Other (specify)

Remote Ballast Options	Voltage	Other Options:
Multi-tap	120	QR
	208	Lamp Included
480 Volt	240	PS
Indoor enclosed ballast — Potted	277	
Indoor enclosed ballast — Non-Potted	347	
	480	

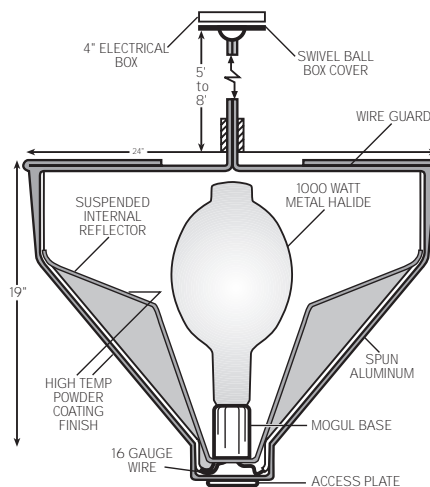
Fixture Warranty
 Best Lights, Inc. warranty fixtures to be free from defects in material and workmanship under normal use and service for a period of five (5) years from date of shipment. If found to be defective by us, we will replace the non-performing parts. Light bulbs and ballast on separate warranty.



Brilliant Energy Saving Technology

100 Park, Troy, MI 48083
 Fax (248) 589-0134

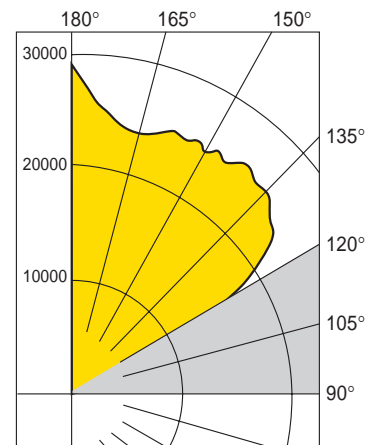
PHONE (248) 588-4980
 TOLL FREE (800) 545-2928



Test Facility: Independent Testing Laboratories, Inc.
 Test Number: ITL42258
 Lamp: 1000-watt metal halide, base down, 115,000 lumens

Photometrics Test (1,000 Watt)

Light between 90° and 120° is proven non-reflective and does not produce any light at floor levels.



IES Files upon request